



BRUHN
NEWTECH
LIFE SAVING SOFTWARE SOLUTIONS

CBRN-Analysis - Software License Key (SLK)



How does it work?

How does the software license key work? In short:

- CBRN-Analysis must be activated using a activation key (this has to be done by internet access either directly via a wizard or indirectly using a browser)
- Single software licenses will be node locked to a specific PC/Laptop
- National licenses will NOT be node locked

There are two factors that determine the precise activation process:

- Does the CBRN-Analysis computer have direct Internet access?
- Is a National or a Single User License required for CBRN-Analysis?

How to activate CBRN-Analysis

Single User – First Use



Must have Administrator rights to the Operating System

Install the software



By DVD or Downloaded Folder



Following the instructions in the Installation Guide which are provided in hard copy (DVD) or in PDF in the References Folder that can be accessed before installation.




How to activate CBRN-Analysis

Single User – First Use

Once you have installed the software
From the **Windows Start Menu** search for
the CBRN-Analysis folder.



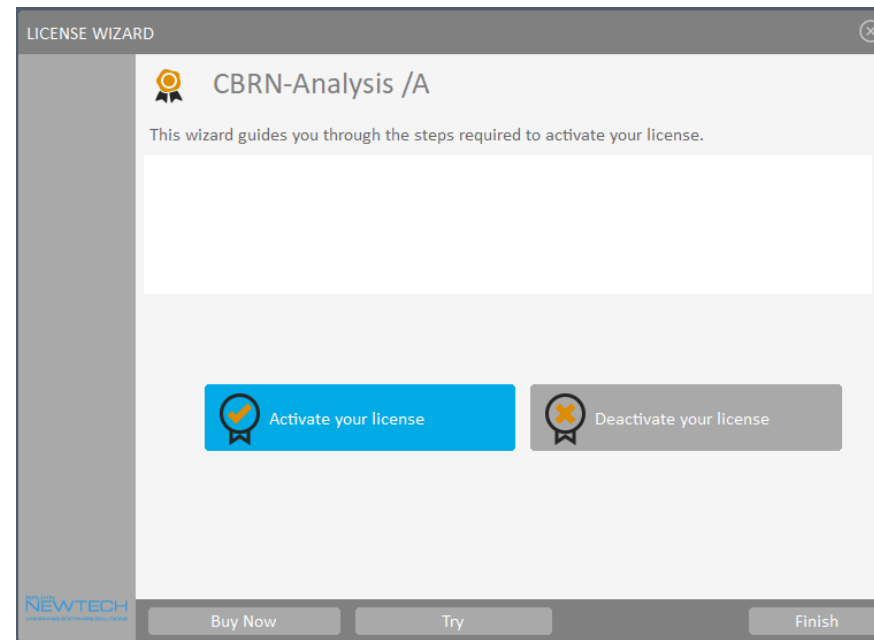

Inside that folder will be the
LicenseWizard icon.



How to activate CBRN-Analysis

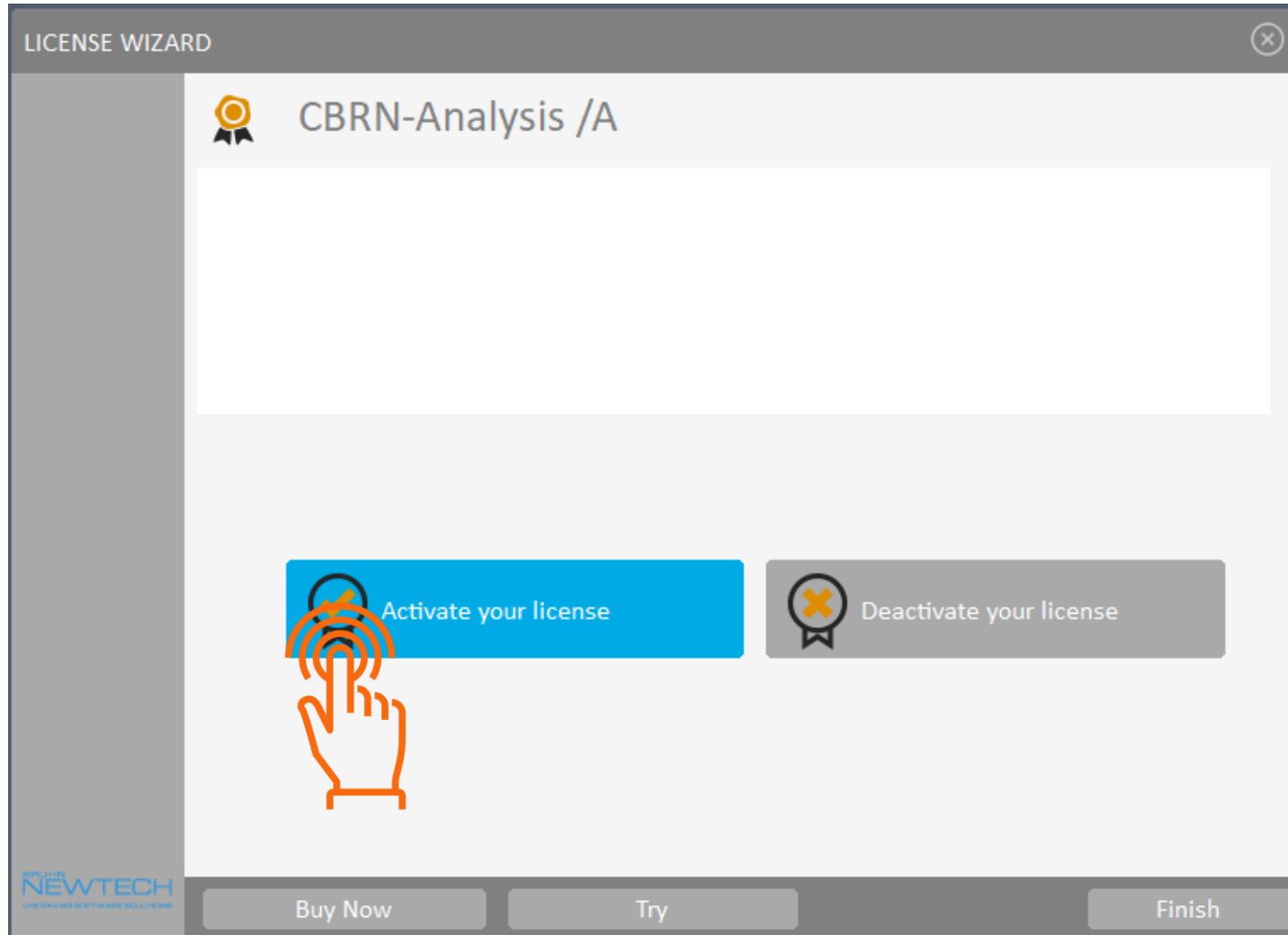
Single User – First Use

Click onto the LicenseWizard icon to see the options available





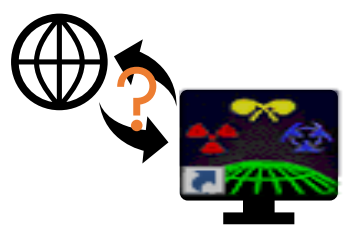
Software License Wizard, Start-up



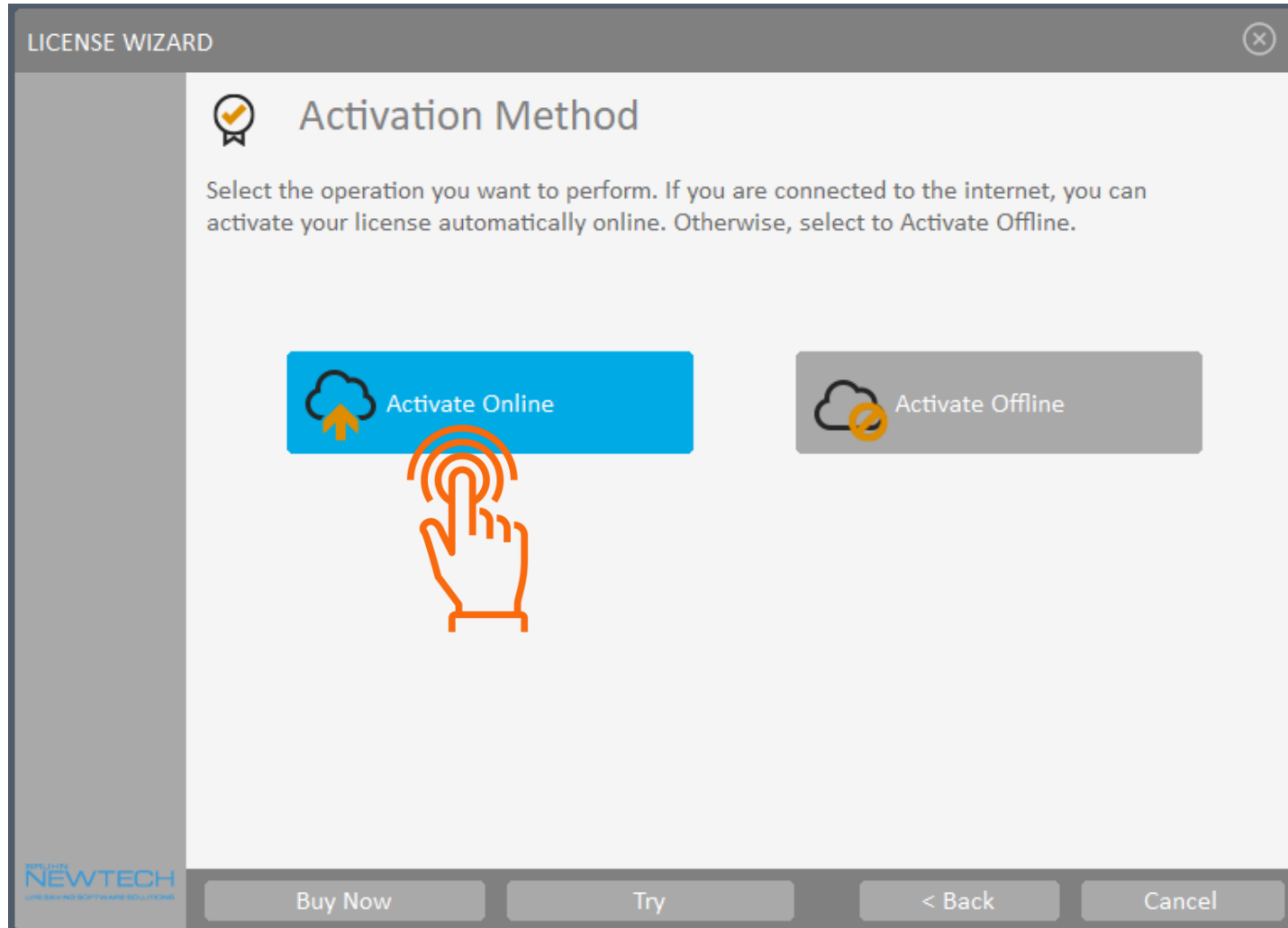
The Product Code may be different but the procedure is the same.

Two buttons available
Activate or Deactivate the license.

Click on Activate.

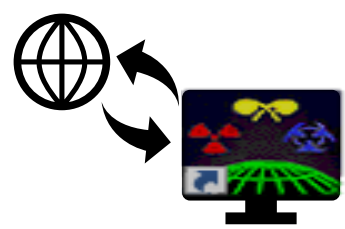


Software License Wizard, Online/Offline



First question is does the CBRN-Analysis computer has access to the Internet?

If Yes, then click Activate Online



Software License Wizard, Online

LICENSE WIZARD

Activate Online

Enter your Activation Key below and click Activate. The License Wizard will then connect to the License Server to activate your license. If you do not know your Activation Key, enter your email address instead.

Activation Key

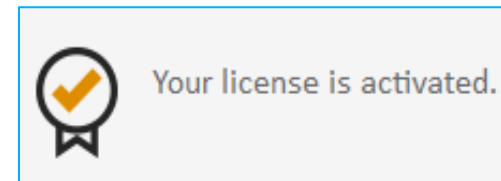
Proxy Settings

Activate license key

Buy Now Try < Back Finish

Online activation is straight forward.

- Enter the activation key code that has been sent by Bruhn NewTech
- It will be a large combination of letters and numbers broken down into multiple sets
- Click the Activate license key button



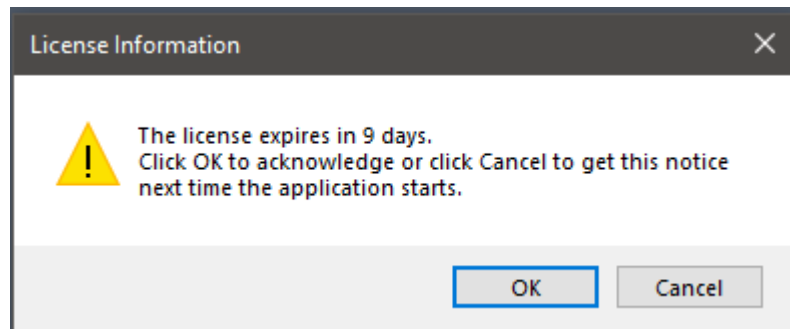
Starting CBRN-Analysis



Click on Finish in the Wizard

Click on the icon to start CBRN-Analysis

CBRN-Analysis is now ready to use



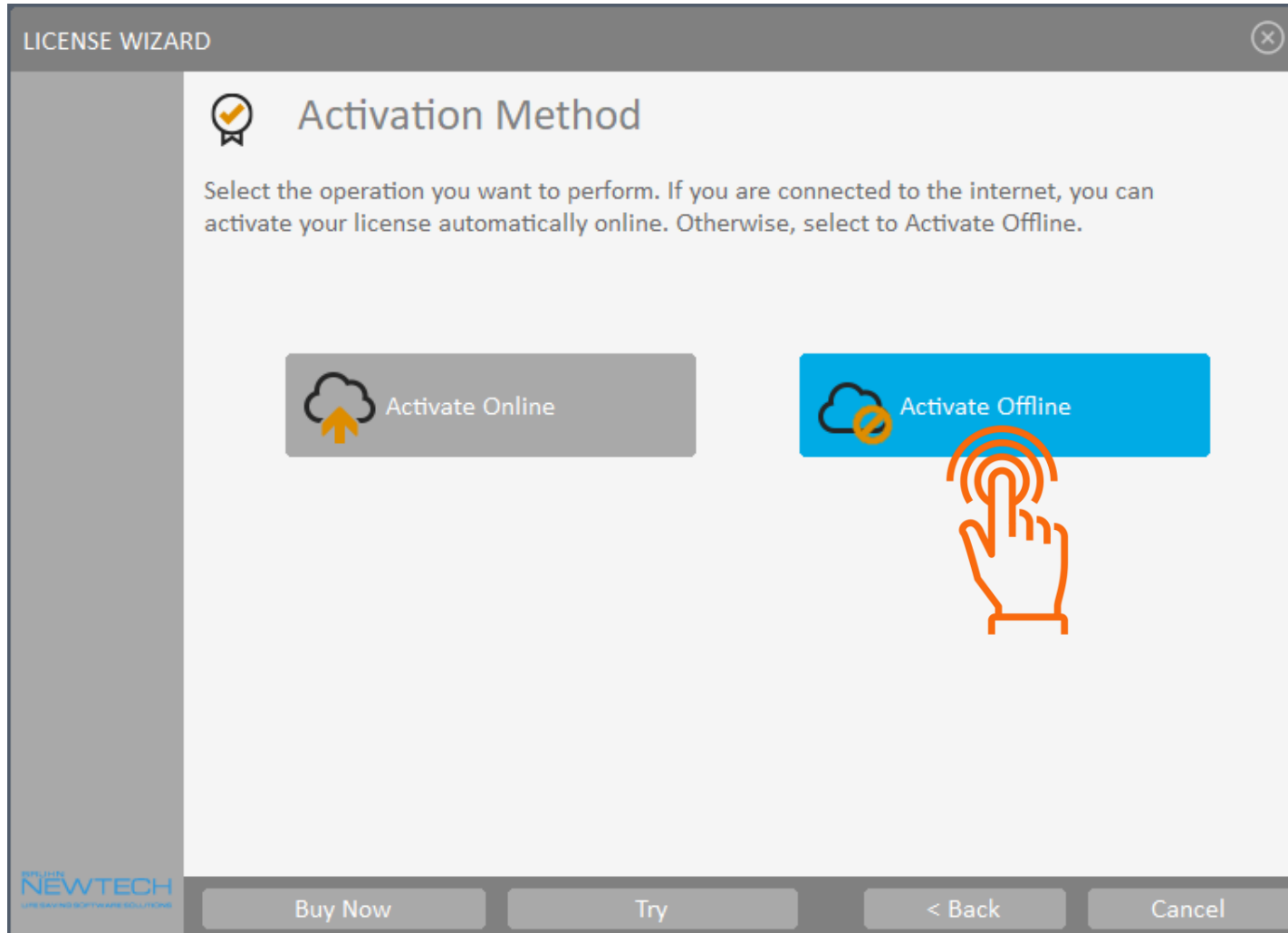
This message may appear

The Operator can Click **OK** and the message will not be displayed again until a certain time period has been reached

If the Operator Clicks **Cancel** the message will appear again the next time CBRN-Analysis is started



Software License Wizard, Offline



If there is no access to the internet for the Computer/Laptop that has CBRN-Analysis installed then:

The procedure on an offline CBRN-Analysis computer is a little different

Click the Activate Offline button



Software License Wizard, Offline

LICENSE WIZARD |

Activate Offline |

To activate your license offline, enter your Activation Key and Computer Key then click Activate. If you have a smartphone with internet access, you can get your Computer Key by clicking the scan QR code below.

Activation Key

Computer Identifier

Computer Key

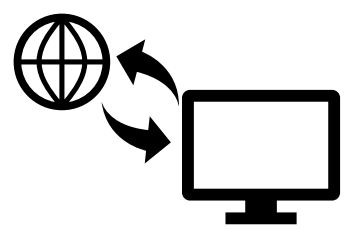
[Scan QR Code](#)

Activate

A Computer identifier code will be produced.

- Write down, the “Computer Identifier” (Computer ID), as this is needed by an online computer to activate the software.





Software License, activate offline

Go to a computer that has Internet access

Browse to the Bruhn NewTech Quick License Manager (QLM) webpage:

<https://bruhn-newtech.com/qlm/newtech/QLmCustomerSite/>

- Select Activate a license

BRUHN NEWTECH QLM Self Help English

LIFE SAVING SOFTWARE SOLUTIONS

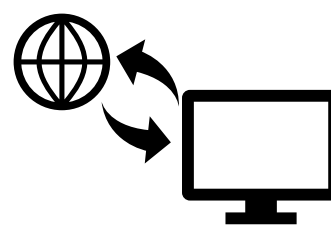
Activate a license
Activate a license for a system that is not connected to the internet.

Deactivate a License
Deactivate the license of a system in order to activate the license on another system.

Get License Information
Get detailed information about your license

Email License Keys
If you forgot your license keys, enter your registered email address and we'll email them to you.

powered by QLM



Software License, activate offline

Enter the following to generate a Computer Key:

- Activation Key Code (received from Bruhn NewTech) ①
- Product name e.g. CBRN-Analysis from the pick list ②
- **Computer ID** (copied from the computer that has CBRN-Analysis on it) ③
- Press the activate button and a Computer Key will be generated ④
- Write down, the **Computer Key** code ⑤



BRUHN NEWTECH Offline License Activation
LIFE SAVING SOFTWARE SOLUTIONS

Enter your Activation Key and Computer ID

Activation Key ①

CBRN-Analysis ②

Computer ID ③

Generate a license file

Computer Key

Copy key to CBRN-Analysis computer ⑤


Activate ④

powered by QLM



Software License Wizard, Offline

LICENSE WIZARD

 **Activate Offline**


To activate your license offline, enter your Activation Key and Computer Key then click Activate. If you have a smartphone with internet access, you can get your Computer Key by clicking the scan QR code below.

Activation Key
BNQ17-F2500-GHJKM-18P91-310IP-HMMFT-3HHV8-6X4F


Computer Identifier
/HZ44NX1/CN1296137R002F/

Computer Key [Scan QR Code](#)
VKN17-F2500-GH19J-18M91-311JT-H7ZZP-MQSAW-22HC

Activate

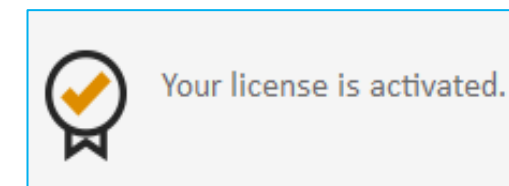


Buy Now Try < Back Finish



Go back to the CBRN-Analysis computer that has no internet:

- Reselect the License Wizard(If it was closed down)
- Enter Activation Key Code (received from Bruhn NewTech)
- Enter **Computer Key** (generated by the online computer)
- Click the activate button



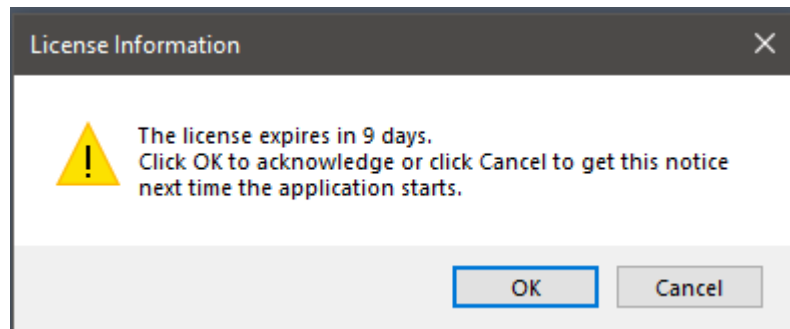
Starting CBRN-Analysis



Click on Finish in the Wizard

Click on the icon to start CBRN-Analysis

CBRN-Analysis is now ready to use



This message may appear

The Operator can Click **OK** and the message will not be displayed again until a certain time period has been reached

If the Operator Clicks **Cancel** the message will appear again the next time CBRN-Analysis is started

Single User License

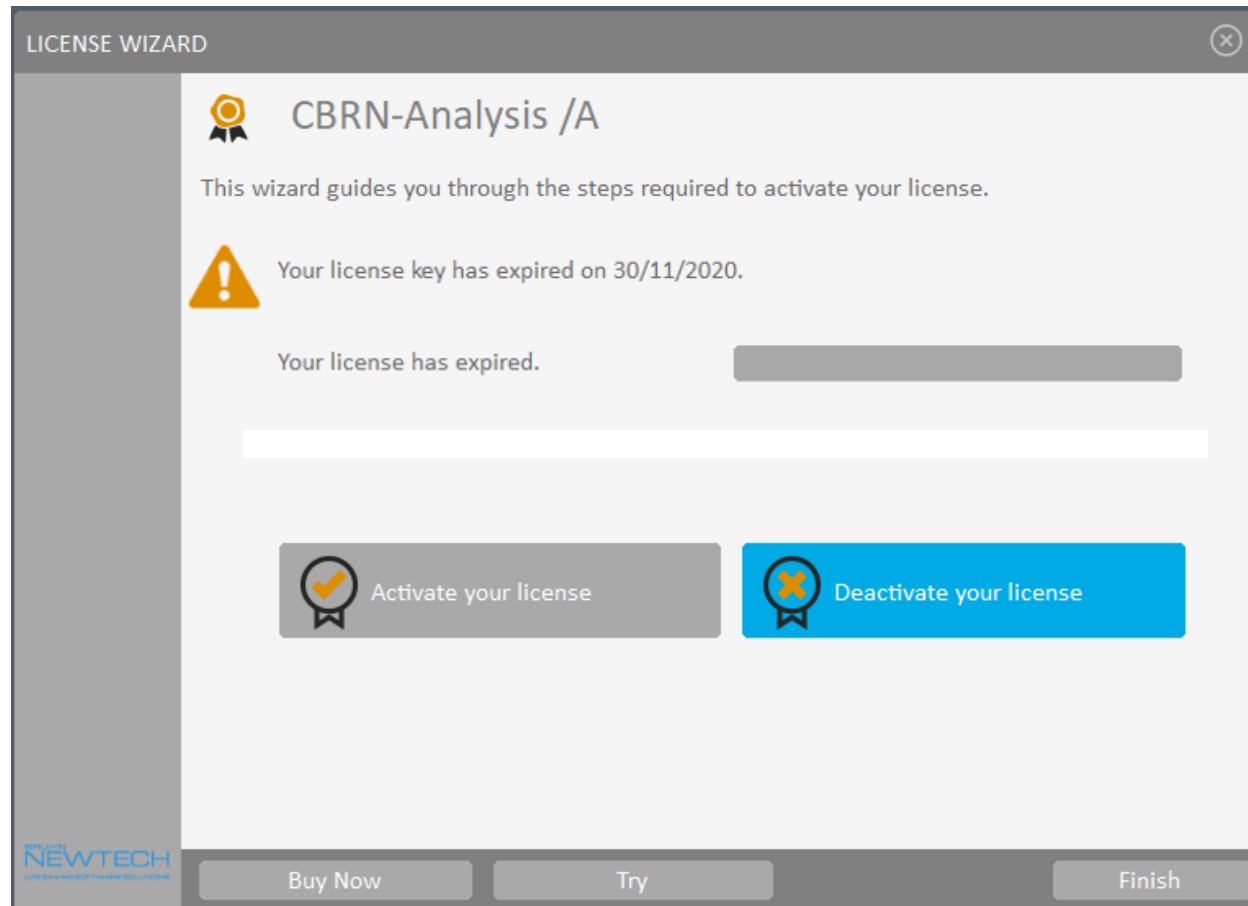
Activation procedure – to be done by each user



- Install CBRN-Analysis, new or update version as described
- Run the software license wizard, either as
 - Online
 - Offline
- The Software License Key Activation code will be the same for each User to the maximum number of licenses allowed
- If a User for example has 10 licenses then they can only install CBRN-Analysis onto 10 computers/laptops.
- The Software License Key Activation code is programmed to know that 10 is the amount allowed.



Software License Wizard, Deactivate




Deactivation is used for three reasons:

- If the Software License Key time period has expired
- When updating from one version of the software to the next
- When switching CBRN-Analysis from one computer to another



Software License Wizard, Online deactivate


LICENSE WIZARD


 Deactivate your license

To deactivate your license from this computer, enter your Activation Key in the field below and click Deactivate. After deactivating the license from this computer, you will be able to activate it on another computer.

Activation Key

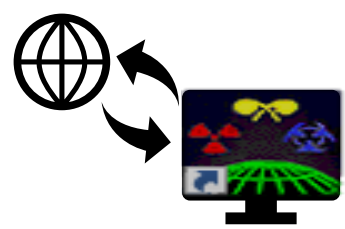
[Proxy Settings](#) [Deactivate license key](#)



 Buy Now Try < Back Cancel

Deactivation:

- Activation key is prefilled by the software
- Click the deactivate button – What happens depends on whether the CBRN-Analysis computer is online or offline.



Software License Wizard, Online deactivate

If the CBRN-Analysis computer is online:

- Press Finish to complete deactivation

The screenshot shows a window titled "LICENSE WIZARD" with a close button in the top right corner. The main heading is "Deactivate your license" with a warning icon. Below the heading is a text box containing the instruction: "To deactivate your license from this computer, enter your Activation Key in the field below and click Deactivate. After deactivating the license from this computer, you will be able to activate it on another computer." There is an "Activation Key" label above a text input field containing the key "BNQ17-F2500-GHJKM-18P91-310IP-HMMFT-3HHV8-6X4F". To the right of the input field is a checkmark icon. Below the input field are two buttons: "Proxy Settings" and "Deactivate license key". A success message box with a checkmark icon and the text "Your license was successfully deactivated." is highlighted with an orange border. At the bottom of the window, there are three buttons: "Buy Now", "< Back", and "Finish". A hand icon is pointing to the "Finish" button. The Bruhn Newtech logo is visible in the bottom left corner of the window.



Software License Wizard, Offline deactivation

Deactivation verification

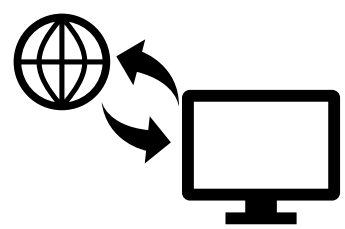
Send us the deactivation verification code below as a confirmation that you deactivated your license.

92b8a5669a20db982bdaa506b02810f6

Ok

If the CBRN-Analysis computer is offline, this window will appear.

- Write down, the **“Verification Code”**, as this is needed on an online computer to deactivate the software.

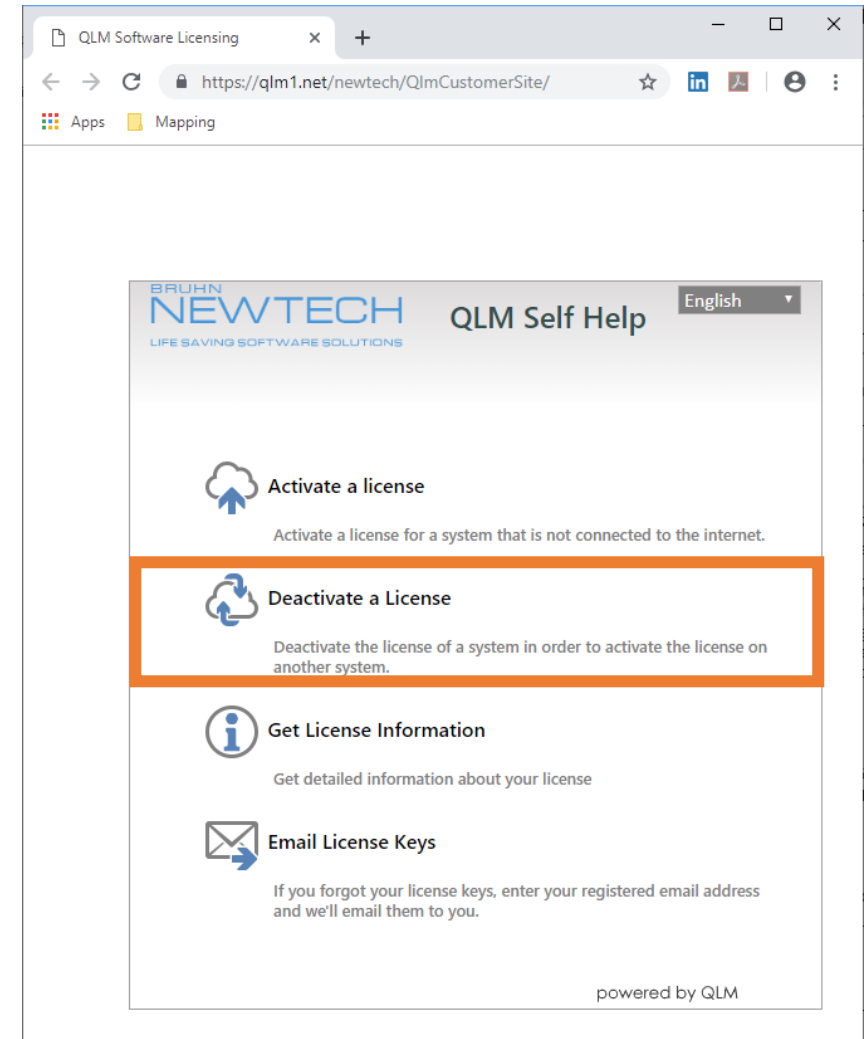


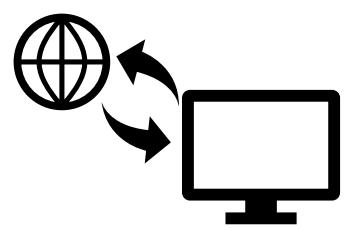
Software License, Offline deactivation

Go to a computer with Internet access, Go to the Bruhn NewTech Quick License Manager (QLM) webpage:

<https://bruhn-newtech.com/qlm/newtech/QLmCustomerSite/>

- Select Deactivate a license





Software License, Offline deactivation

Enter the following to deactivate the CBRN-Analysis program that is installed on the computer without internet access:

- Enter the Activation Key Code (this will be the old code if updating versions i.e. V.20 if updating to V.21) ①
- Enter the **Computer ID** (from the computer that has CBRN-Analysis on it, only required for Single User licenses) ②
- Enter the **Verification Code** (from the computer that has CBRN-Analysis on it) ③
- Click the Deactivate button ④

BRUHN
NEWTECH
LIFE SAVING SOFTWARE SOLUTIONS

License Deactivation

Enter your Activation Key and Computer ID
If your Activation Key is associated to a single system, the Computer ID field is optional

Activation Key ①

Computer ID ②

Verification Code ③

Deactivate ④

powered by QLM

Support – Single User Software License Key

For Single User Licenses CBRN-Analysis must be activated on EACH computer running CBRN-Analysis.

- Use the Activate procedure after installation of CBRN-Analysis
- Use the Deactivate and Activate procedures to move CBRN-Analysis to another computer or update a version
- More information is available in the Installation Guide
- Separate visual flowcharts are available on request

If the Software License Key cannot be activated or deactivated e.g. due to computer failure, Bruhn NewTech can be contacted during normal office hours to have the key activated/deactivated immediately.



THANK YOU

