



BRUHN
NEWTECH
LIFE SAVING SOFTWARE SOLUTIONS

CBRN-Analysis - Software License Key (SLK)



How does it work?

How does the software license key work? In short:

- CBRN-Analysis must be activated using a activation key (this has to be done by internet access either directly via a wizard or indirectly using a browser)
- Single software licenses will be node locked to a specific PC/Laptop
- National licenses will NOT be node locked

There are two factors that determine the precise activation process:

- Does the CBRN-Analysis computer have direct Internet access?
- Is a National or a Single User License required for CBRN-Analysis?

How to activate CBRN-Analysis Subscription National License User – First Use



Must have Administrator rights to the Operating System



Install the software onto **ONE** laptop/Computer only

By DVD or Downloaded Folder



Following the instructions in the Installation Guide which are provided in hard copy (DVD) or in PDF in the References Folder that can be accessed before installation.


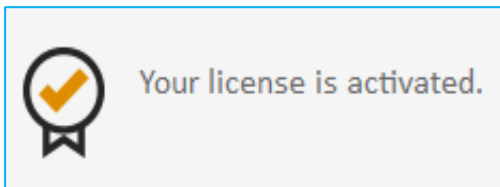


How to activate CBRN-Analysis

Subscription National License User – First Use

Carry out the same procedure as described for single user Online or Offline activation

This can only be done once, if other Users of a National License try to activate, they will be rejected



 The Software License Key Activation Code is programmed for one User only

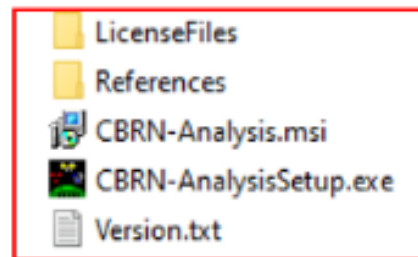
How to activate CBRN-Analysis Subscription National License User – First Use

Once activated (either offline or online) the computer/laptop that has CBRN-Analysis installed

The Operator must create a folder on the desktop called “National License”

Then go back to the DVD or downloaded folder of CBRN-Analysis

Open it up and copy and paste all the Folders and Files



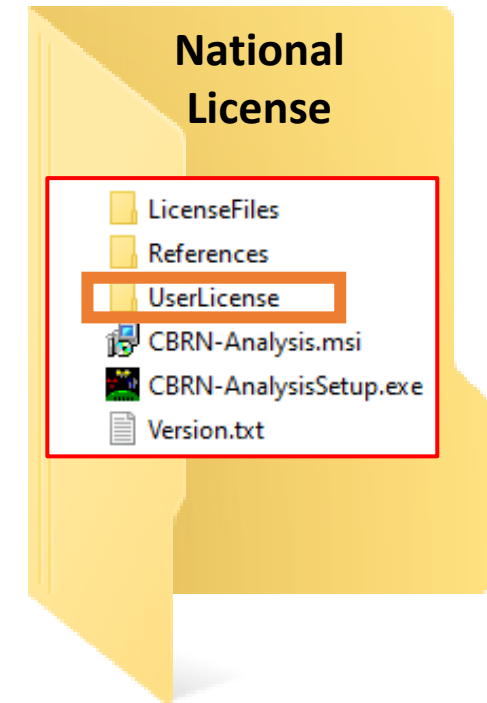
How to activate CBRN-Analysis Subscription National License User – First Use

Place all the Folders and file that have been copied into the National License folder

Create a new folder inside the National License folder called “UserLicense”

Other folders can also be created within the National License folder such as Mapping and customised security classifications

These extra folders are explained in the Installation Guide



How to activate CBRN-Analysis

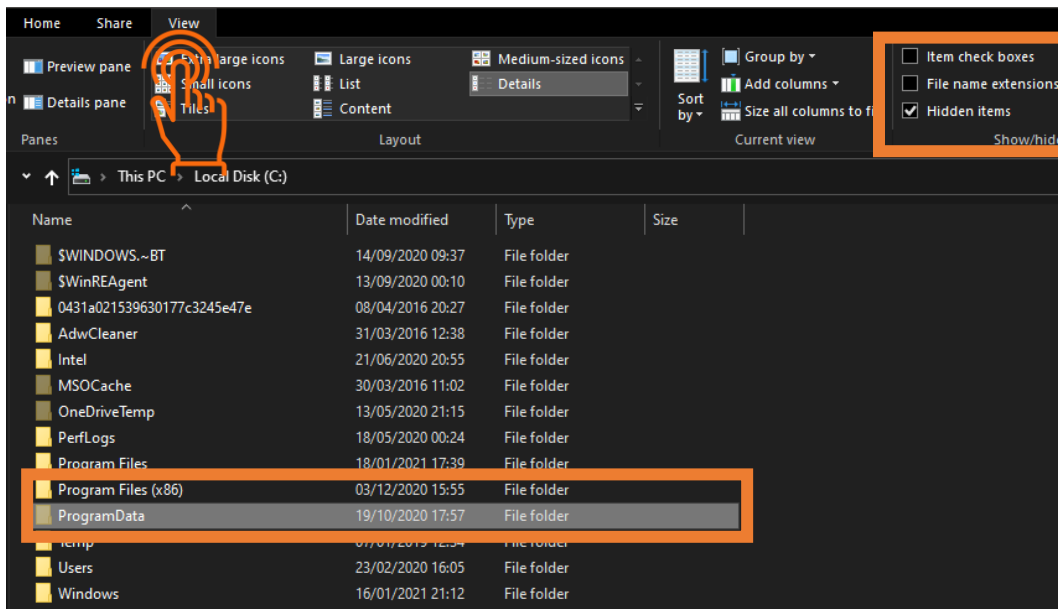
Subscription National License User – First Use

Now go into the local Drive (Usually the “C” Drive)

Go to View

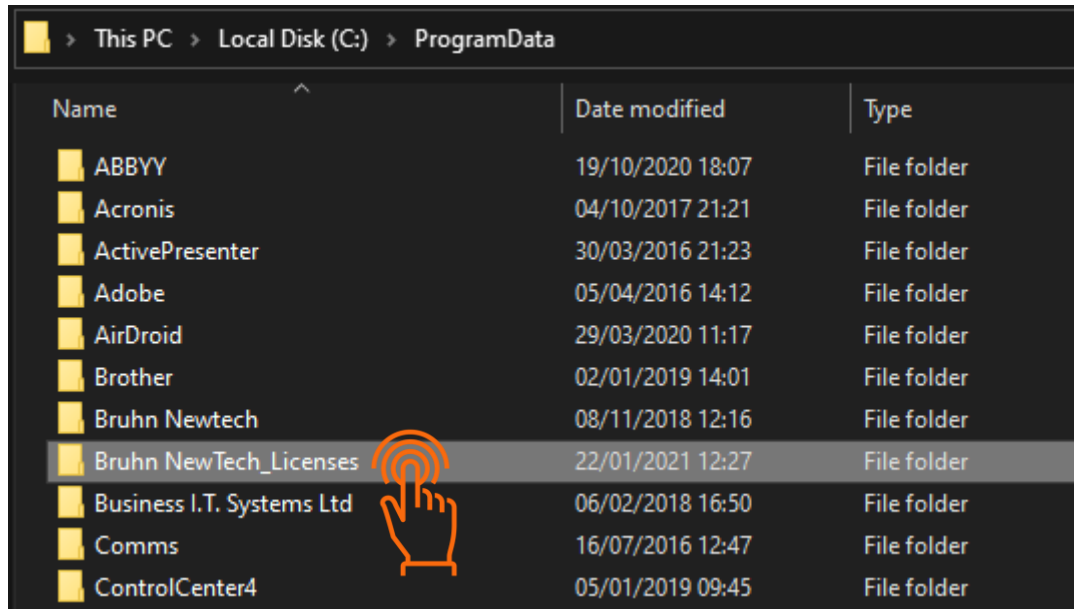
Go to Program files

If Program files is not displayed then place a tick in the Hidden items box under View



How to activate CBRN-Analysis

Subscription National License User – First Use



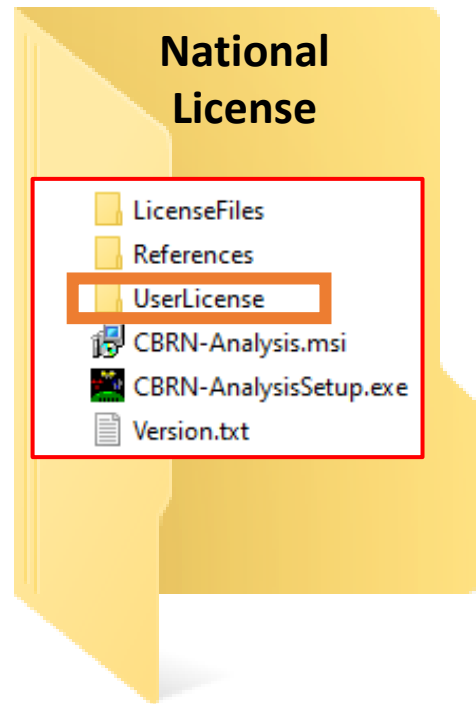
Open the Bruhn NewTech_Licenses Folder

Copy the file called
CBRN-Analysis_A.license



Depending on the license purchased the letter **A** may be another letter e.g. **I** or **F**

How to activate CBRN-Analysis Subscription National License User – First Use



Paste the file called
CBRN-Analysis_A.license



Into the “UserLicense” folder that is inside
the National License Folder

Making a National License for CBRN-Analysis is now complete

How to activate CBRN-Analysis Subscription National License User

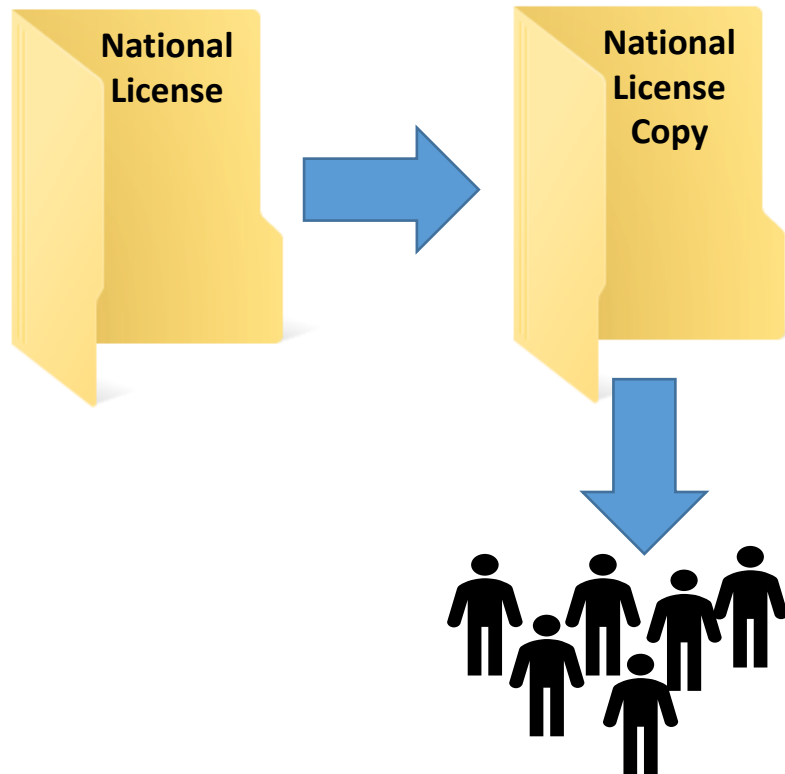
Ensure that the Software License Key is **Deactivated** from the Laptop/Computer that made the National License Folder otherwise it will be node-locked to that Laptop/Computer forever.

When updating to the next version of the software i.e., from Version 21 to Version 22, the User must deactivate Version 21.

If the Software License Key has not been deactivated from the Laptop/Computer that made Version 21, then that same Laptop/Computer must be found to carry out deactivation before Version 22 can be turned into a National License Folder.



How to activate CBRN-Analysis Subscription National License User



Make a copy of the National License Folder

Burn the copy onto a DVD or make the copy available to download

Distribute the copy to other Users

Other Users do not need to activate CBRN-Analysis as this has already been done via the Master National License Folder

How to activate CBRN-Analysis

Subscription National License User – Updating Versions

For these example slides the Operator has V.20 installed and is going to update to V.21 of CBRN-Analysis

First and most important is to deactivate the V.20 License before uninstalling the software

As with creating a National License this is done on one computer/Laptop only



How to activate CBRN-Analysis

Subscription National License User – Updating Versions



Must have Administrator rights to the Operating System



Install the software onto **ONE** laptop/Computer only

By DVD or Downloaded Folder



Following the instructions in the Installation Guide which are provided in hard copy (DVD) or in PDF in the References Folder that can be accessed before installation.


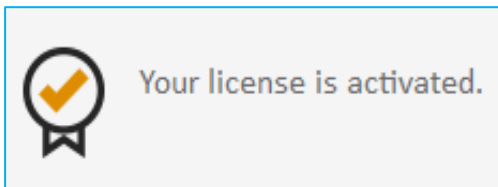


How to activate CBRN-Analysis

Subscription National License User – Updating Versions

Carry out the same procedure as described before for single user Online or Offline
Reactivation

For subscription Users the same Software License Key Activation Code may be used for the full time period of the CBRN-Analysis contract



The Software License Key Activation Code is programmed for one User only


How to activate CBRN-Analysis

SUMA National License User – Updating Versions

Carry out the same procedure as described before for single user Online or Offline

Activation

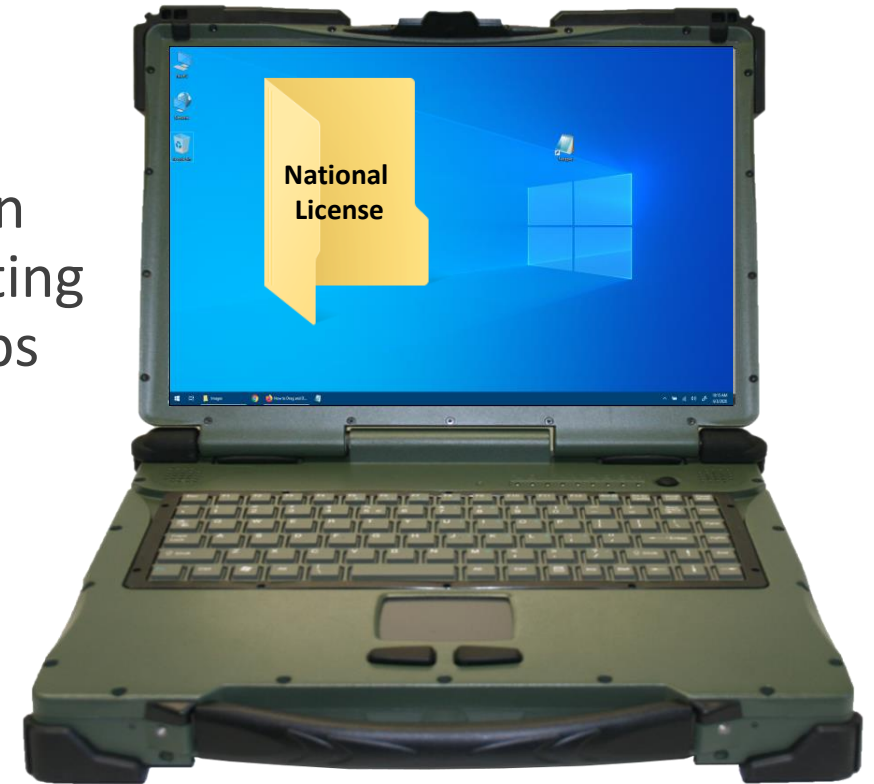
For SUMA Users a new Software License Key Activation Code will be issued for each new version of CBRN-Analysis within the maintenance plan of the SUMA License agreement



How to activate CBRN-Analysis

Subscription National License User – Updating Versions

Once activated (either offline or online) the computer/laptop that has CBRN-Analysis installed can now carry out the same procedure as before by creating a National License folder and following the same steps as described for National License User – First Use



Support – National Software License Key

For National Licenses - when CBRN-Analysis has been activated on ONE computer, then two license files are generated:

- Make a backup of the license file
- Distribute the file together with CBRN-Analysis to all users. This will enable all users to install and use CBRN-Analysis
- More information is available in the Installation Guide
- Separate visual flowcharts are available on request

There should be no support required from Bruhn NewTech to manage Software License Keys for National Licenses.

But if required, Bruhn NewTech support is available during normal office hours.



THANK YOU

